

Bridal

Guide

January 2022

A Special Section by the

Grant, Iowa, Lafayette
ShoppingNews
For Results You Can Trust




Wedding
Day
Timeline

*How to give
weddings a
modern touch*

Your Wedding
Budget
Worksheet

MILROY'S TUXEDOS



Milroy's Tuxedos Wedding Specials

Groom's FREE
\$40 off each rental
\$60 off Ringbearer

See store for details or call 563.584.2041

adno=262321

Your *"Happily Ever After"* Starts Here

Advertiser Index

7 Hills North	7
Belmont Convention Center	11
Blacksheep Events	7
Blanchard Hall	15
Bridal Boutique	16
Deb's Fashions To Fit	9
Gordon's Toggery	15
Mary Kay - Nancy Schmid Slaney	8
Milroy's Formal Wear	2
Popcorn Kernel	4
The BARn	13

Cover photo: Emily (Koeller) and Christian Green, Ashley Krug Photography

2022 *Bridal Guide*

11 Means Drive, Platteville, WI 53818-0500
(608) 348-2374 or 1-800-236-2537
www.yourshoppingnews.com

A Publication of the
Grant, Iowa, Lafayette
Shopping News
For America's Next Great Town

A|K
Ashley Krug
PHOTOGRAPHY



Advertising & Marketing Manager
Kathy Neumeister

Advertising Consultants
Lisa Banfield
Jeff Burkholder
Tiffany Gardner
Tristan Hirsch
Denise Reynolds

Bride and Groom:
Angela and Kevin Neuhaus
Jessica Wright
Photography

Wedding Photo Shot List

Pre-Ceremony Bride Photos

- With bridesmaids
- Dress, shoes, headpiece, jewelry, and bouquet
- Pinning a boutonniere on her dad
- Putting a corsage on her mom
- In her dress
- Her maid of honor
- Her bridesmaids and the flower girl

Ceremony Photos

- Interior and exterior shots of the venue
- Wedding Party
- Entering the venue
- Walking down the aisle
- Person doing the readings
- Groom
- With his best man at the altar
- Reaction to seeing the bride
- Bride
- With dad walking down the aisle
- Bride's mom walking down the aisle
- Groom's mom & dad walking down the aisle
- Bride's & groom's grandparents walking down the aisle
- Bride's dad giving her away
- Couple
- During the vow exchange
- Newlyweds exchanging a kiss
- Moment right after the kiss
- Walking up the aisle as newlyweds

Pre-Ceremony Groom Photos

- His family
- The best man
- Groomsmen, ushers, and ring bearer

Pre-Reception Photos

- The Couple with:
- The entire wedding party
 - Bride's family
 - Groom's family
 - Bride's grandparents
 - Groom's grandparents
 - Any special friends/extended family

Reception

- Interior and exterior shots of the venue
- Place settings
- Bride & groom making their entrance
- Cake table
- First dance
- Bride dancing with her dad
- Groom dancing with his mom
- Guests dancing
- Best man's toast
- Other toasts
- Cake cutting
- Bride throwing her bouquet
- Groom removing the bride's garter
- Garter toss



Popcorn makes a great snack for your wedding guests!

65 West Main Street
Platteville, WI
608-348-4407
popcornkernelplat@outlook.com
Like us on Facebook @ popcornkernelplat

Popcorn Kernel LLC.

Did You Know?

Should a person hear that a couple “tied the knot,” it’s immediately known that they got married. But just when and where does the term “tying the knot” come from? The phrase “tying the knot” is steeped in tradition, though the origins of the phrase remain open for debate. One origin story states that tying the knot can be traced back to the Roman empire, when brides wore girdles that were tied in knots, and the groom had to eventually untie those knots to consummate the marriage. Tying the knot also may be traced to the custom of handfasting. The marriage contract was established between a bride and a groom by joining their hands together and tying them. Although accounts vary as to whether the hands were tied only during the ceremony or later, this is believed to be an ancient Renaissance or Celtic tradition. Others speculate that the phrase traces its origins to Hindu weddings in which brides and grooms tied a necklace of flowers as part of wedding tradition. Yet another theory suggests that the phrase can be traced back to the knotted string that supported beds prior to the use of metal springs. Therefore, in order to make a marriage bed, couples first needed to tie the knot. Knots

also represent a difficult-to-break bond, which is why they have long been associated with marriage. In one unity tradition, couples may braid or knot together three strands, with one representing the bride, one symbolizing the groom and the third representing God as they join together in faith. Similarly, the phrase “getting hitched” is associated with knot-tying as well. The saying implies that two people are being tied together just like a horse is tied, or hitched, to a wagon.

www.metrocreativeconnection.com



*Bride and Groom: Jordyn and Trevor Kamps
Jessica Wright Photography*

GRANT, IOWA, LAFAYETTE SHOPPING NEWS

Wedding Day Timeline

Time

WAKE UP! IT'S YOUR WEDDING DAY!	_____
BREAKFAST (MAKE SURE TO EAT WELL)	_____
HAIR & MAKEUP	_____
GET DRESSED	_____
PHOTOGRAPHER TO ARRIVE.....	_____
PICTURES OF BRIDE GETTING READY	_____
PICTURES OF GROOM GETTING READY	_____
COLLECT CORSAGES & BOUTONNIERES	_____
FLOWERS DELIVERED TO VENUES	_____
GROOM & GROOMSMEN ARRIVE AT CEREMONY	_____
GREET GUESTS AND USHER TO SEATS.....	_____
BRIDE & BRIDESMAIDS ARRIVE AT CEREMONY	_____
CEREMONY STARTS	_____
CEREMONY ENDS.....	_____
FAMILY PHOTOS.....	_____
WEDDING PARTY PHOTOS.....	_____
COCKTAIL HOUR	_____
GUESTS ALL SEATED	_____
GRAND ENTRANCE.....	_____
DINNER STARTS.....	_____
CUTTING THE CAKE.....	_____
SPEECHES	_____
FIRST DANCE	_____
FATHER/DAUGHTER DANCE	_____
MOTHER/SON DANCE	_____
GARTER/BOUQUET TOSS.....	_____
FINAL DANCE.....	_____
BRIDE & GROOM LEAVE RECEPTION.....	_____



*Bride and Groom:
Jordyn and Trevor Kamps
Jessica Wright Photography*

Love Starts Here



adno-263046

7HILLSEVENTERCENTER.COM | 1098 JACKSON ST. DUBUQUE, IA 52001 | 563.587.8306

Uniquely Different!



www.blacksheepentwsi.com



BLACKSHEEP
EVENTS

1411 Wi-23 Trunk in Dodgeville, WI | 608-341-0335

crystal@blacksheepentwsi.com



adno-263046

Wedding Budget Worksheet

SUGGESTED PERCENTAGES	BUDGETED AMOUNT	VENDOR ESTIMATE	AMOUNT SPENT
Reception (50 percent)			
Venue and rentals			
Food and service			
Beverages			
Cake			
Miscellaneous fees			
Attire (10 percent)			
Gown and alterations			
Headpiece and veil			
Bridal accessories			
Hair and makeup			
Groom's tux or suit			
Groom's accessories			
Miscellaneous fees			
Flowers and Decorations (10 percent)			
Floral arrangements for ceremony			
Flower girl's buds and basket			
Ring pillow			
Bride's bouquet			
Bridesmaids' bouquets			
Boutonnieres			
Corsages			
Reception decorations			
Lighting			
Miscellaneous fees			
Music (10 percent)			
Ceremony musicians			
Cocktail-hour musicians			
Reception band, deejay, or entertainment			
Sound-system or dance-floor rental			
Miscellaneous fees			

MARY KAY

FREE.*

FUN. FABULOUS!

Get your girlfriends together and let's play with makeup. You can earn FREE* products for playing hostess. Plus, I'll give the group customized product recommendations so everyone can look fabulous. It's girl time!

Nancy Schmid Slaney

Independent Beauty Consultant

www.marykay.com/nschmid-slaney • 608.574.4720

*Offer available only through this participating Independent Beauty Consultant.



adno=265100

Wedding Budget Worksheet

SUGGESTED PERCENTAGES	BUDGETED AMOUNT	VENDOR ESTIMATE	AMOUNT SPENT
Photographs and Video (10 percent)			
Photography			
Videography			
Additional prints and albums			
Miscellaneous fees			
Favors and Gifts (3 percent)			
Welcome gifts for out-of-town guests			
Wedding party gifts			
Miscellaneous fees			
Ceremony (2 percent)			
Site fee			
Officiant fee or church donation			
Miscellaneous fees			
Stationery (2 percent)			
Save-the-date cards			
Invitations and RSVPs			
Programs			
Seating and place cards			
Menu cards			
Thank-you notes			
Postage			
Miscellaneous fees			
Wedding Rings (2 percent)			
Bride's ring			
Groom's ring			
Transportation (1 percent)			
Limousine or car rental for bride and groom			
Limousine or car rental for bridal party			
Transportation for out-of-town guests			
Valet parking			
Miscellaneous fees			

- *Bridal Gown Alterations*
- *Bridesmaids and Mothers, Prom and Special Occasion Alterations*
- *Ready to Wear Clothing*



FASHIONS TO FIT

(608) 330-3327

65 N. Fourth St., Platteville



By appointment
Deborah Eastlick



idno-257971

Wedding Day Music List

GUEST ARRIVAL/ PRE-CEREMONY _____

WEDDING PARTY PROCESSIONAL _____

BRIDE PROCESSIONAL _____

CANDLE/WINE/SAND/ROSE CEREMONY _____

RECESSIONAL _____

FIRST DANCE _____

FATHER/DAUGHTER DANCE _____

MOTHER/SON DANCE _____

WEDDING PARTY DANCE _____

CAKE CUTTING _____

BOUQUET TOSS _____

GARTER TOSS _____

MONEY DANCE _____

LAST DANCE/DEPARTURE SONG _____

SPECIFIC REQUESTS _____

DO NOT PLAY _____

ALLOW REQUESTS BY GUESTS? YES NO

*Bride and Groom: Kersten and Brandon Yutz
Jessica Wright Photography*



How to give weddings a modern touch

www.metrocreativeconnection.com



No two weddings are the same. Some couples go to great lengths to personalize their weddings, while others make a few minor tweaks to traditional components to make ceremonies and receptions more reflective of their style and the sentiments they hope to convey.

Embracing modern trends is one way couples have looked to set their weddings apart from traditional ceremonies. There are no rules governing weddings, and that affords couples certain freedoms as they seek to incorporate a modern sensibility into the festivities. For example, couples can modernize certain components of their weddings while remaining loyal to more traditional elements, or they can fully embrace a modern aesthetic. That choice of how modern to make a wedding is up to the couple tying the knot, but the following are some ways to give weddings a modern touch.



- **Leave a small carbon footprint.** Eco-conscious couples can embrace an

Continued on page 13



Book your wedding with us!

- Banquet style seating up to 500 guests
- Ample parking
- 2 bars (convention center bar and crazy cow saloon)



103 W. Mound View Ave.,
Belmont, WI

(608) 515-8390

Wedding Day Necessities

Checklist For The Bride

- Pair of flats for the reception
- Jewelry and accessories
- Nice hanger for wedding dress photos
- Emergency and Repair Kit
 - Sewing kit with white thread
 - Tide-To-Go pen
 - Safety pins
 - Band aids
 - Double sided tape
 - Tampons
 - Deodorant
 - Tylenol
 - Blotting pads
 - Chapstick, lip gloss and lipstick
 - Breath mints
 - Q-tips
 - Tweezers

Checklist For The Groom

- The marriage certificate
- Groomsmen's gifts
- Suit and all its accompaniments (don't forget your shoes!)
- Lint roller
- Iron and steamer
- THE WEDDING RINGS

Both Bride & Groom

- CHARGED cellphones and charger
- Itinerary and time line for the day (for the bridal party as well)
- Assign someone to grab your things at the wedding and after the reception
- Wedding vows
- Checks for vendors (and tips in envelopes for each)
- Water and snacks

*Bride and Groom: Kayla and Taylor Riese
Jessica Wright Photography*



environmentalist ethos when planning their weddings by doing everything they can to eliminate waste and promote conservation. Send electronic invitations and save-the-date cards in lieu of paper alternatives and choose a reception venue that serves only locally sourced food and beverages. In lieu of wedding favors, which tend to be individually wrapped, make a donation in guests' names to a local environmental group and share that information with loved ones. When picking a hotel for guests, find lodging that incorporates sustainability into its day-to-day operations.

• **Retire certain traditions.** Couples need not feel pressured to incorporate traditions that no longer reflect modern sensibilities. It's up to couples to determine which traditions to retire, but customs like the garter toss and bouquet toss may no longer resonate with modern couples or their guests. In addition, brides who want to be walked down the aisle by both of their

parents, as opposed to just their father, should not hesitate to do so.

- **Look for a modern venue.** One of the most awe-inspiring ways to give a wedding a modern touch is to choose a venue that reflects a modern aesthetic. Vaulted ceilings, white walls and floor-to-ceiling windows can create a clean, modern feel. Outdoor ceremonies also can create a modern ambiance.
- **Adjust your attire.** Black tuxedos and white wedding dresses are among the first things to come to mind when imagining traditional weddings. Couples can stay formal but embrace a more modern look by choosing more colorful tuxes for grooms and groomsmen and picking a wedding gown with a flair of color. Brides also can allow bridesmaids to pick their own bridesmaid dresses to expand the modern look even further. There's no shortage of ways for couples to give their weddings a modern touch.



Say "I DO" with Us!



A Unique Special
Events Facility

- Beautiful outdoor weddings • Tented reception with lights and stage • The Coop Bar
- Hen house for the bride and bridesmaids • Fire pit • DJ service
- Free 15 passenger shuttle bus service with booking • Playground for kids







6935 Mound View Rd., Platteville, WI
Contact us for your next event! 608-778-7992

Ultimate Wedding Planner

One Year Before

- ___ Work out your budget.
- ___ Start shopping for wedding rings.
- ___ Prepare your guest list to determine the size of your wedding.
- ___ Select your bridal party and wedding day assistant.
- ___ Decide on a ceremony site.
- ___ Reserve your officiant.
- ___ Search for a reception location and secure your date with a deposit.
- ___ Choose a caterer if one is not available at your reception location.
- ___ Decide where to book your rehearsal dinner.
- ___ Check with your officiant's schedule for the rehearsal dinner.
- ___ Shop for your dress. It can take several months for your dress to arrive.
- ___ After you've found your dress, schedule your fittings.
- ___ Select bridesmaids' gowns.
- ___ Start the search for your wedding vendors.
- ___ Speak to a travel agent about honeymoon destinations.

9 Months Before

- ___ Start finalizing the guest list and addresses.
- ___ Choose a Bridal Registry and register for gifts.
- ___ Select and order groom's and attendants' attire. Schedule fittings and pick-up or delivery date.
- ___ Finalize all wedding vendors and put down deposits.
- ___ Finalize the plans for your honeymoon.
- ___ Schedule your engagement photos.

- ___ Submit your engagement announcement to the Grant, Iowa, Lafayette Shopping News.
- ___ Select and order your invitations.

6 Months Before

- ___ Meet with your florist and choose floral arrangements.
- ___ Meet with all your wedding vendors to finalize orders.
- ___ Order your wedding cake.
- ___ Begin doing your research for your marriage license.

4 Months Before

- ___ Reserve accommodations for out-of-town guests.
- ___ Send out your invitations. Include information on the accommodations.
- ___ Arrange final dress fittings.
- ___ Purchase wedding guest book.
- ___ Order your wedding favors, bridal party gifts and other wedding accessories.

2 Months Before

- ___ Make appointment with your beautician for wedding day hair styles for you and your bridal party.
- ___ Make appointments for you and your bridal party to get manicures, pedicures, massages, etc.
- ___ Choose a make-up artist and schedule a trial.
- ___ Start gathering your RSVPs.
- ___ Finalize your dates for your final dress fittings.

1 Month Before

- ___ Finalize and confirm all ceremony & reception plans.
- ___ Finalize rehearsal dinner details.
- ___ Go over song lists and requests with your band or DJ.

- ___ Give your photographer a "must-have list".
- ___ Confirm when final payments need to be made to vendors.
- ___ Draw up seating arrangements for the reception.
- ___ Have a trial session with the hairstylists and make-up artists.
- ___ Get your marriage license.

2-3 Weeks Before

- ___ Pick up wedding rings.
- ___ Confirm arrival times with vendors.
- ___ Confirm hotel arrangements for guests.
- ___ Have your final dress fitting.

1 Week Before

- ___ Give the caterer your final guest count.
- ___ Have final fittings for groom and groomsmen.
- ___ Make arrangements for your wedding gifts to be brought home.

1-2 Days Before

- ___ Get a manicure and pedicure.
- ___ Make payment envelopes for each vendor for your wedding day assistant to take care of.
- ___ Compile a list of all your wedding vendors with phone numbers for your wedding day assistant.
- ___ Host your rehearsal dinner.
- ___ Give gifts to your wedding party, family and fiancé at the rehearsal dinner.

Your Wedding Day

- ___ Get your hair and make-up done.
- ___ Make sure you eat and drink a lot of water.
- ___ Relax and enjoy yourself!



**DUBUQUE'S LARGEST
SELECTION OF TUXEDO
AND SUIT STYLES AND
SIZES ON-SITE!**

**HASSLE-FREE & SAME DAY
EXCHANGES**

**CONVENIENT FOR YOUR
OUT-OF-TOWN GUESTS**

**TUXEDOS & SUITS
\$99-\$119**



177 MAIN ST, DUBUQUE, IA | 563.582.5288 | GORDONSTOGGERY.COM

adno-263114

Let us host your gathering

B
BLANCHARD
Hall



www.blanchardhall.com
204 South Main Street
Blanchardville, Wisconsin
(608) 523-4247

adno-261877



Bridal Boutique

PLATTEVILLE, WI



40 E. MAIN ST. PLATTEVILLE, WI
608.348.8790

adno-260014